




## Damper actuators for LONWORKS®



### Technical data

	AM24LON	GM24LON	AF24LON
For further general technical data see Product Information 2. + 6. MFT2			
<b>Data for LONWORKS®</b>			
Certified for LONMARK®	•	•	•
Processor Neuron 3120®	•	•	•
Transceiver FTT-10A, compatible with LPT-10	•	•	•
Functional Profile LONMARK® #8110, see Page 4	•	•	•
Plug-In available, suitable for LONMAKER 2.0 / 3.0	•	•	•
Service key and status LED conforming to LONMARK® Guidelines	•	•	•
Lead lengths, cable specifications and topology of the LONWORKS® network in accordance with Echelon recommendations	•	•	•
<b>General actuator data</b>			
Torque	18 Nm	36 Nm	15 Nm
Damper driver with universal spindle clamp	•	•	•
Safety function (spring return)	-	-	•
Max. angle of rotation	95°	95°	95°
Nominal voltage	AC 24 V 50/60 Hz, DC 24 V	•	•
Tolerance range	AC 19.2...28.8 V, DC 21.6...28.8 V	•	•
For wire sizing	6 VA	9 VA	11 VA
Peak inrush current	Imax @ t[ms]	8.3 A @ 5 ms	8.3 A @ 5 ms
Power consumption	- running	3 W	4.1 W
	- stationary	1.7 W	2.5 W
Connecting lead	1 m long, 5 x 1.5 mm <sup>2</sup>	•	•
Running time	motor	150 s	150 s
Running time	spring return	-	≈16 s

### Notes

#### Further technical data:

The basic design of the actuators is identical to the corresponding MFT(2) type. Therefore, if further technical data is required refer to Product Information 2. + 6. MFT2 (general technical data, dimensions, installation instructions, etc.).

#### Parameter assignment:

Using an MFT parameter assignment device (PC-Tool MFT-P or Manual Parameter Assignment Device MFT-H) it is a very

simple matter to edit any parameters for specific actuators. The adjustable functions and ranges depend on the particular actuator concerned.

#### Adjustable parameters:

- Electronic angle of rotation limiting
- Torque: (The rated torque can be reduced to 75%, 50% or 25%. With the AF24LON type – spring return – the torque cannot be reduced).
- Direction of operation reversible.

- Running time (motor): When running times are shorter than the basic value, the values of torque (Nm) and sound power level (dB) of the actuator may be different. It is very important to refer to the corresponding function curves in the Product Information brochure for MFT(2) actuators (2. + 6. MFT2).
- Functional test or adaption can be started.

**Wiring diagram/MFT Parameter Assignment Devices see Pages 8 to 10.**